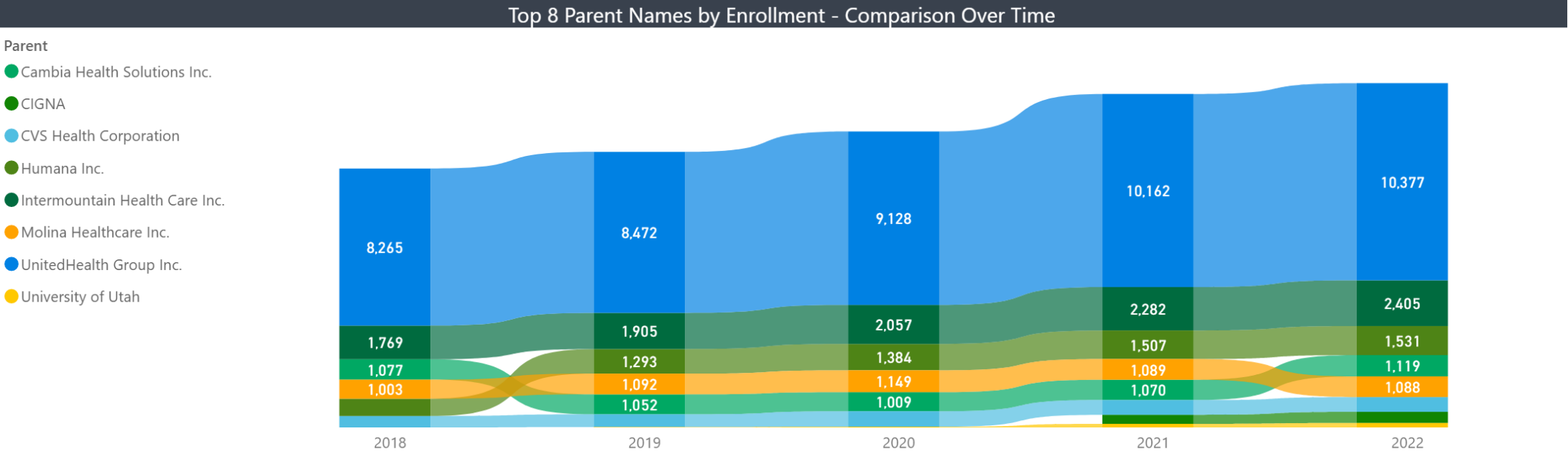


Parent Level

Plan Level

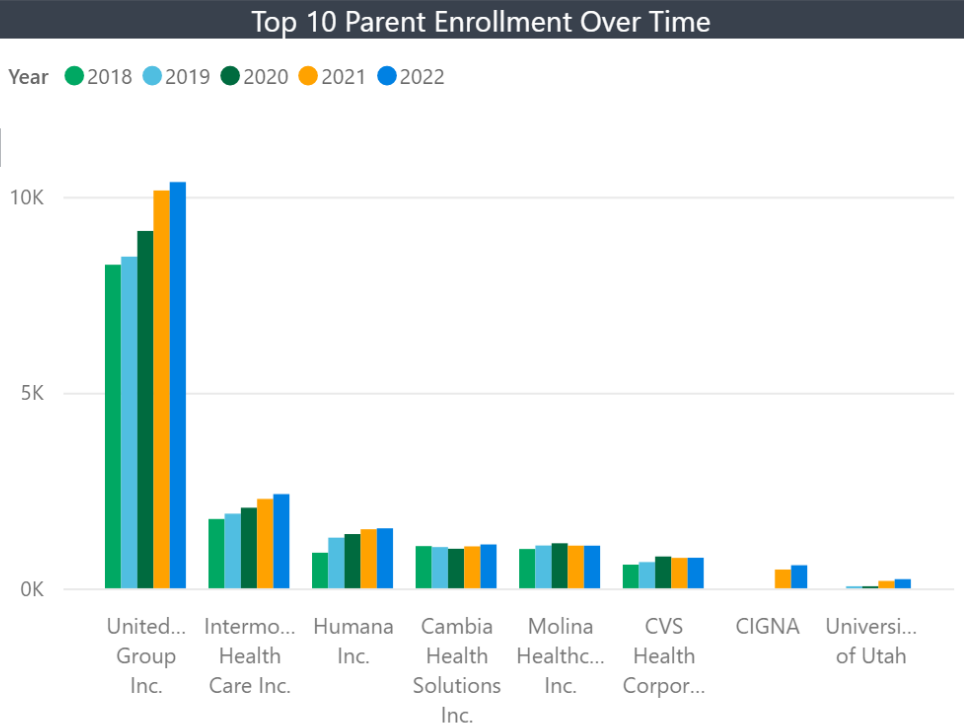


Year

2022

Enrollment Comparison Over Time is displayed for the top parent names by enrollment (with a maximum of 50), based on user selection. If more than 50 parents are available, the graph will not show the additional parents and the percentage enrollment is depicted as a percentage of the current parents displayed.

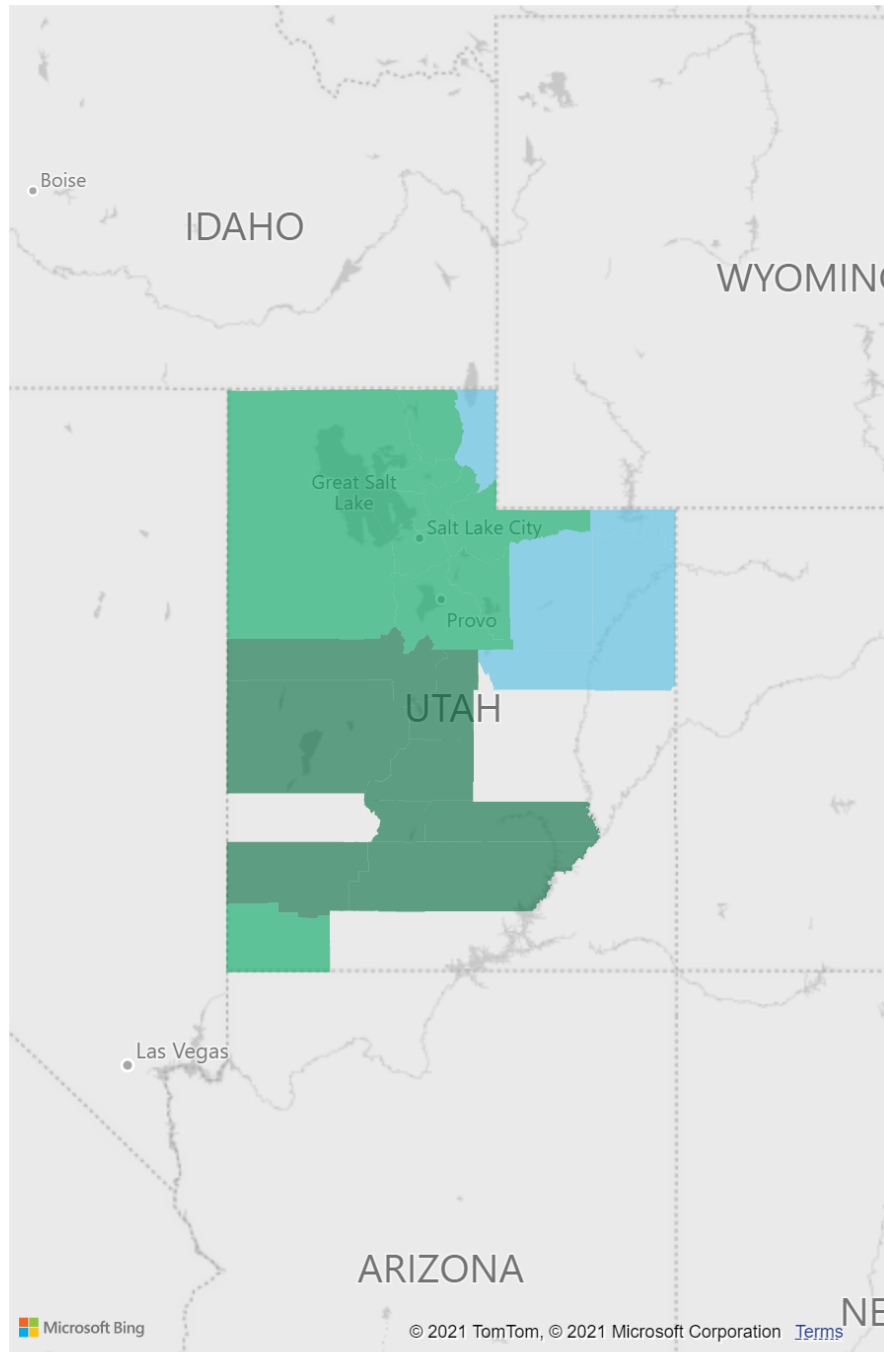
| Parent Details | | | | | |
|----------------|------------|--------------------------------|--------------------------|------------|-------------------|
| State | County | Parent Name | Previous Year Enrollment | Enrollment | Enrollment Change |
| UT | Davis (UT) | UnitedHealth Group Inc. | 10,162 | 10,377 | 2.12% |
| UT | Davis (UT) | Intermountain Health Care Inc. | 2,282 | 2,405 | 5.39% |
| UT | Davis (UT) | Humana Inc. | 1,507 | 1,531 | 1.59% |
| UT | Davis (UT) | Cambia Health Solutions Inc. | 1,070 | 1,119 | 4.58% |
| UT | Davis (UT) | Molina Healthcare Inc. | 1,089 | 1,088 | -0.09% |
| UT | Davis (UT) | CVS Health Corporation | 776 | 779 | 0.39% |
| UT | Davis (UT) | CIGNA | 478 | 588 | 23.01% |
| UT | Davis (UT) | University of Utah | 187 | 232 | 24.06% |



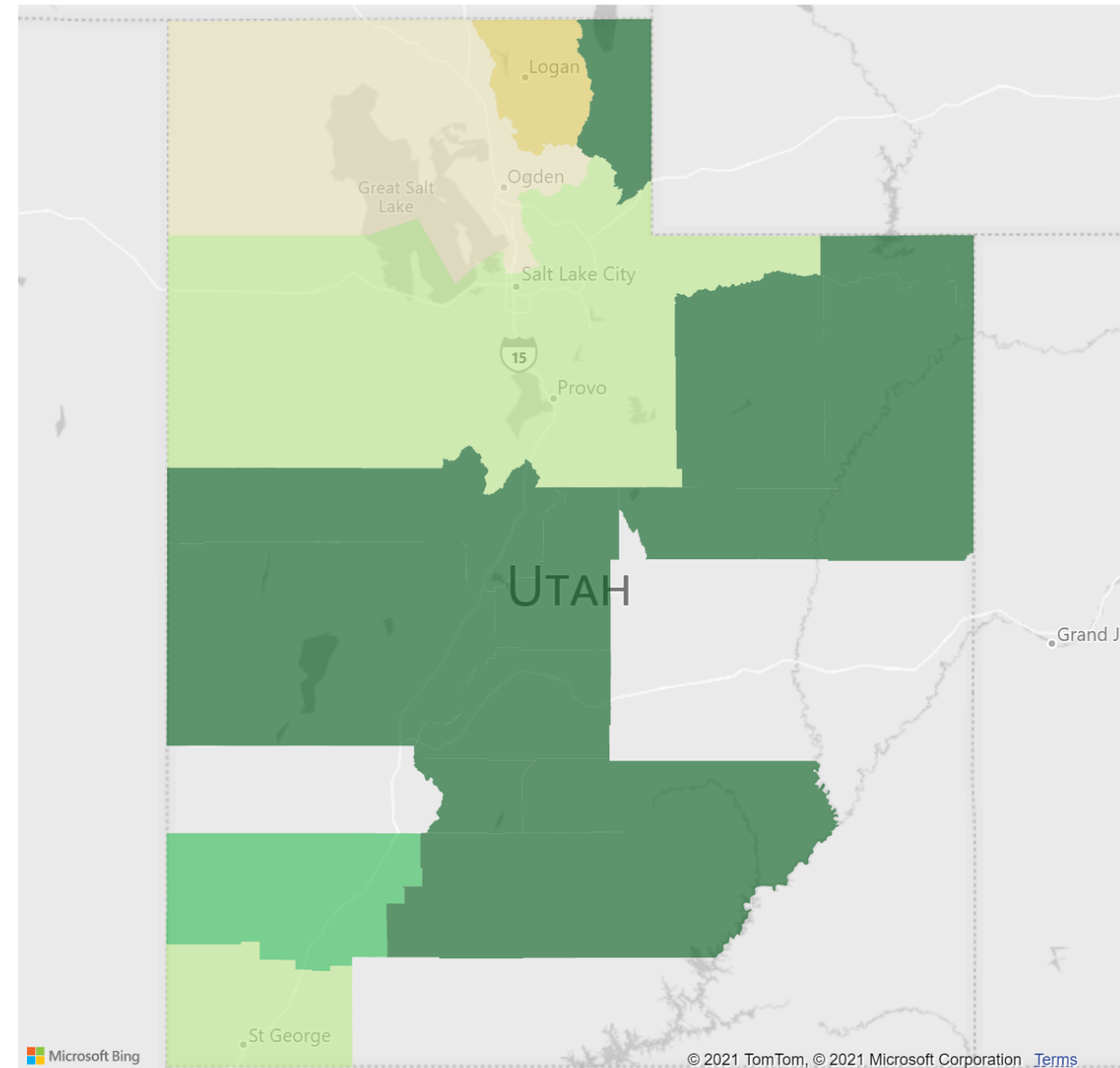
Market Enrollment Leader by County

Enrollment Leader

- CVS Health Corporation
- Intermountain Health Care Inc.
- UnitedHealth Group Inc.



Market Share Heat Map

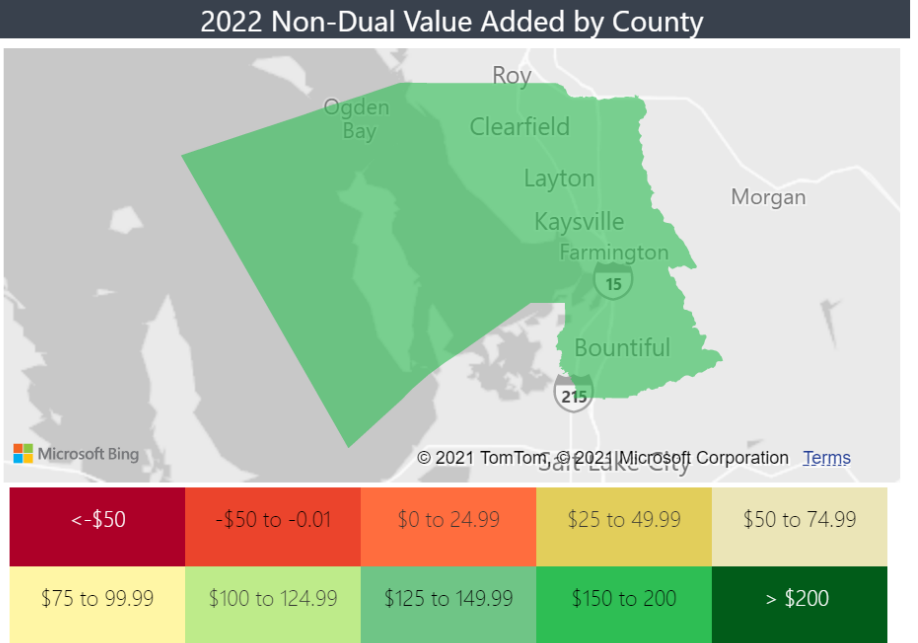
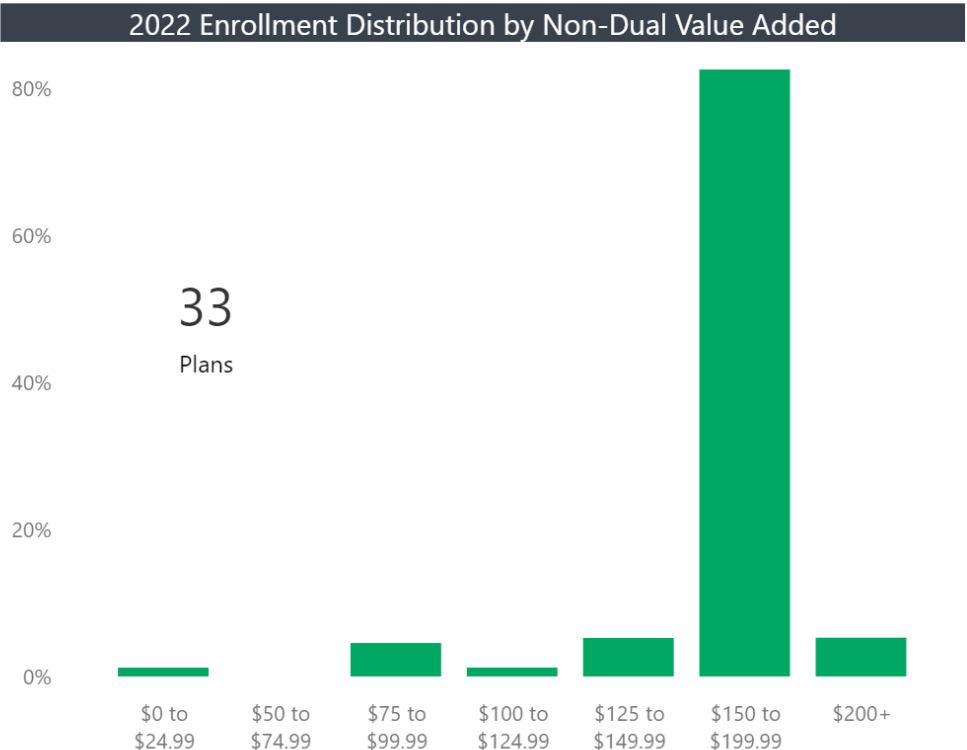
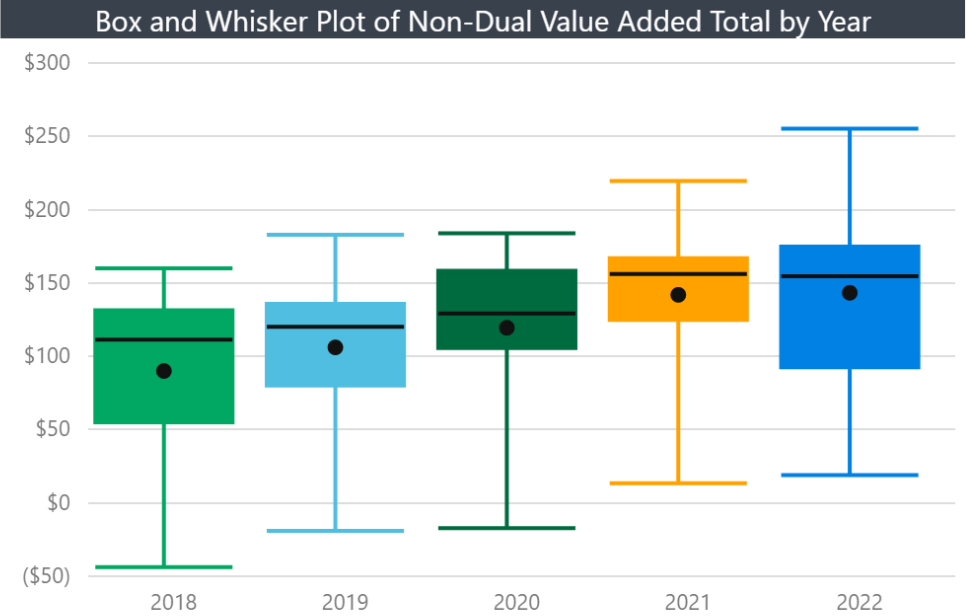
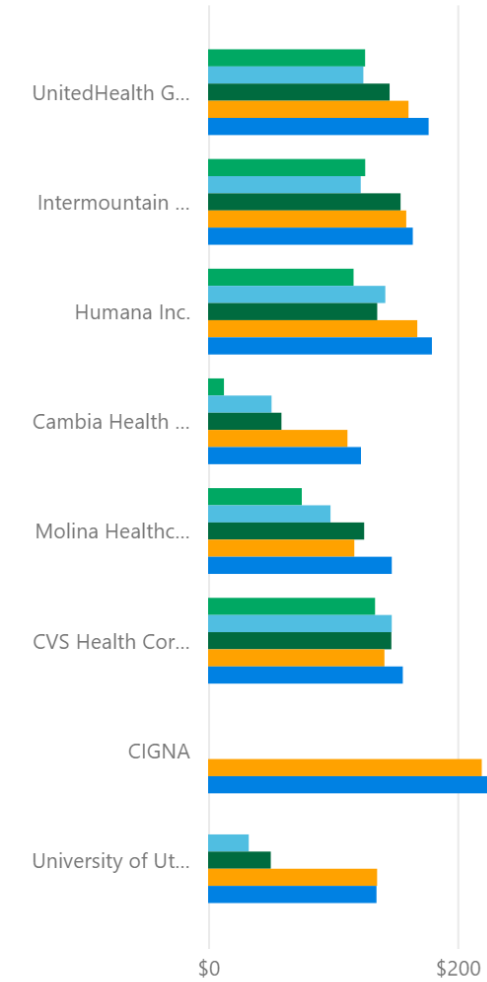


| | | | | |
|-----------|-----------|-----------|------------|---------------|
| N/A | 0% - 2.5% | 2.5% - 5% | 5% - 10% | 10% - 15% |
| 15% - 20% | 20% - 35% | 35% - 50% | 50% - 100% | No Enrollment |

| Non-Dual | Total |
|----------|--------|
| Dual | Part C |
| | Part D |

Non-Dual Value Added Total Over Time by Parent Name Sorted by 2022 Enrollment

Year 2018 2019 2020 2021 2022



| 2022 Plan Details | | | |
|--------------------------------|-------------------|------------|----------------------------|
| Parent Name | Plan Number | Enrollment | Non-Dual Value Added Total |
| UnitedHealth Group Inc. | H4604 - 003 - 000 | 5,414 | \$167.42 |
| UnitedHealth Group Inc. | H4604 - 011 - 000 | 3,725 | \$189.26 |
| Intermountain Health Care Inc. | H1994 - 001 - 000 | 2,248 | \$166.79 |
| Humana Inc. | H5216 - 131 - 000 | 825 | \$172.31 |
| Molina Healthcare Inc. | H5628 - 001 - 000 | 721 | \$92.54 |
| UnitedHealth Group Inc. | H4604 - 005 - 000 | 660 | \$175.33 |
| Cambia Health Solutions Inc. | H4605 - 002 - 000 | 636 | \$138.43 |
| Humana Inc. | H2486 - 003 - 000 | 597 | \$198.38 |
| CIGNA | H7849 - 029 - 000 | 588 | \$225.91 |
| CVS Health Corporation | H8649 - 003 - 000 | 542 | \$171.82 |
| UnitedHealth Group Inc. | H4604 - 018 - 000 | 446 | \$195.68 |
| Molina Healthcare Inc. | H5628 - 007 - 000 | 367 | \$255.18 |
| Cambia Health Solutions Inc. | H4605 - 007 - 000 | 221 | \$174.87 |
| CVS Health Corporation | H5521 - 246 - 000 | 218 | \$117.68 |
| Cambia Health Solutions Inc. | H4605 - 004 - 000 | 216 | \$18.97 |

Parent Level

Benefits To Compare

All

Parent(s)

Intermountain Health Care Inc.

Parent(s)

Year

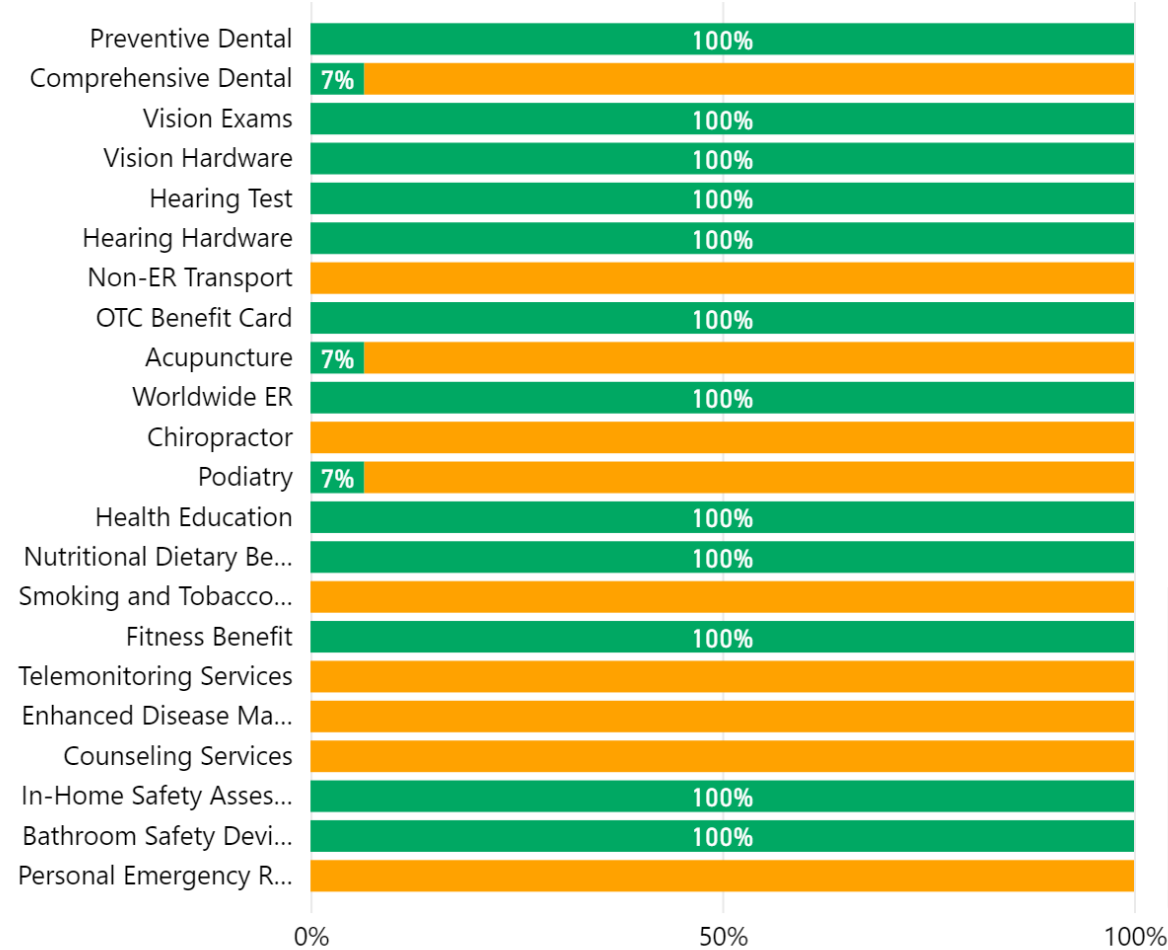
2022

Parent(s) to Compare to

Multiple selections

Parent(s) to Compare to

● Covered ● Not Covered



● Covered ● Not Covered

