
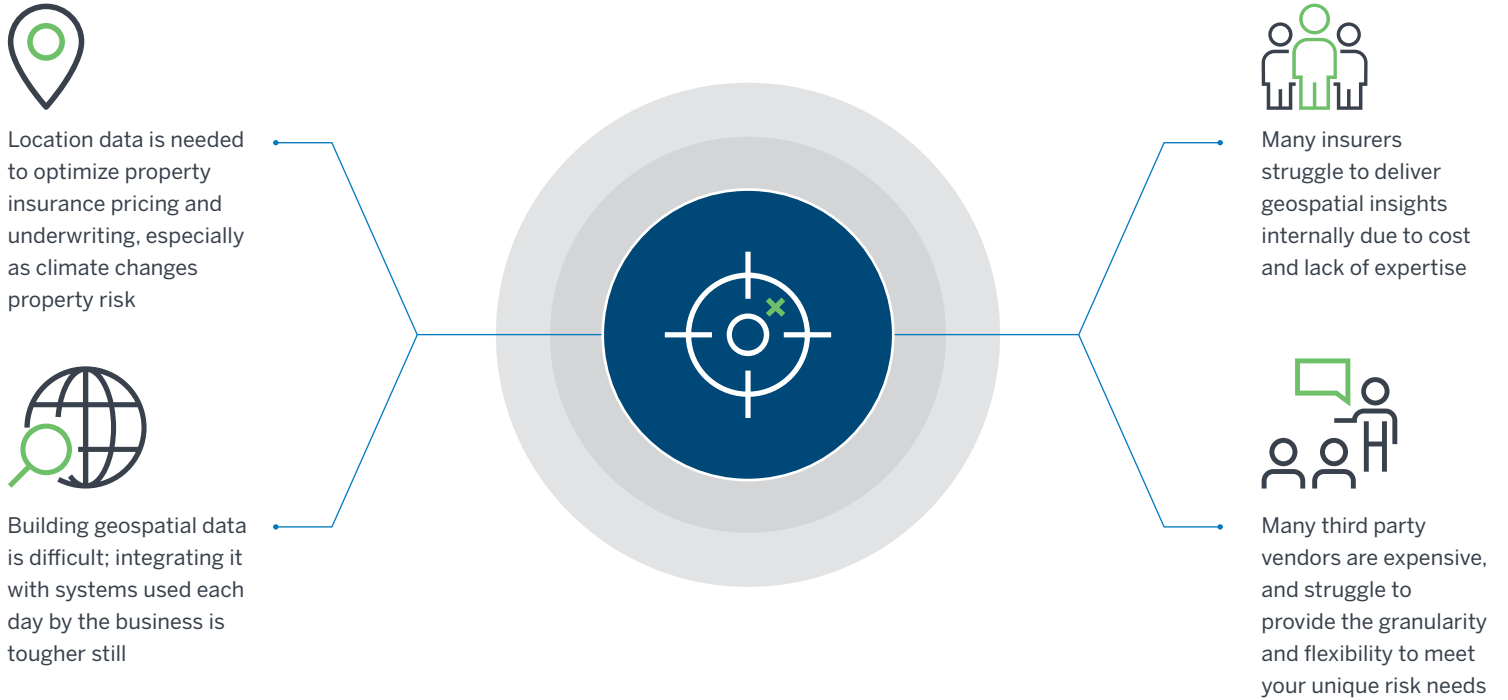


Milliman PinPoint™

Prebuilt geospatial solution

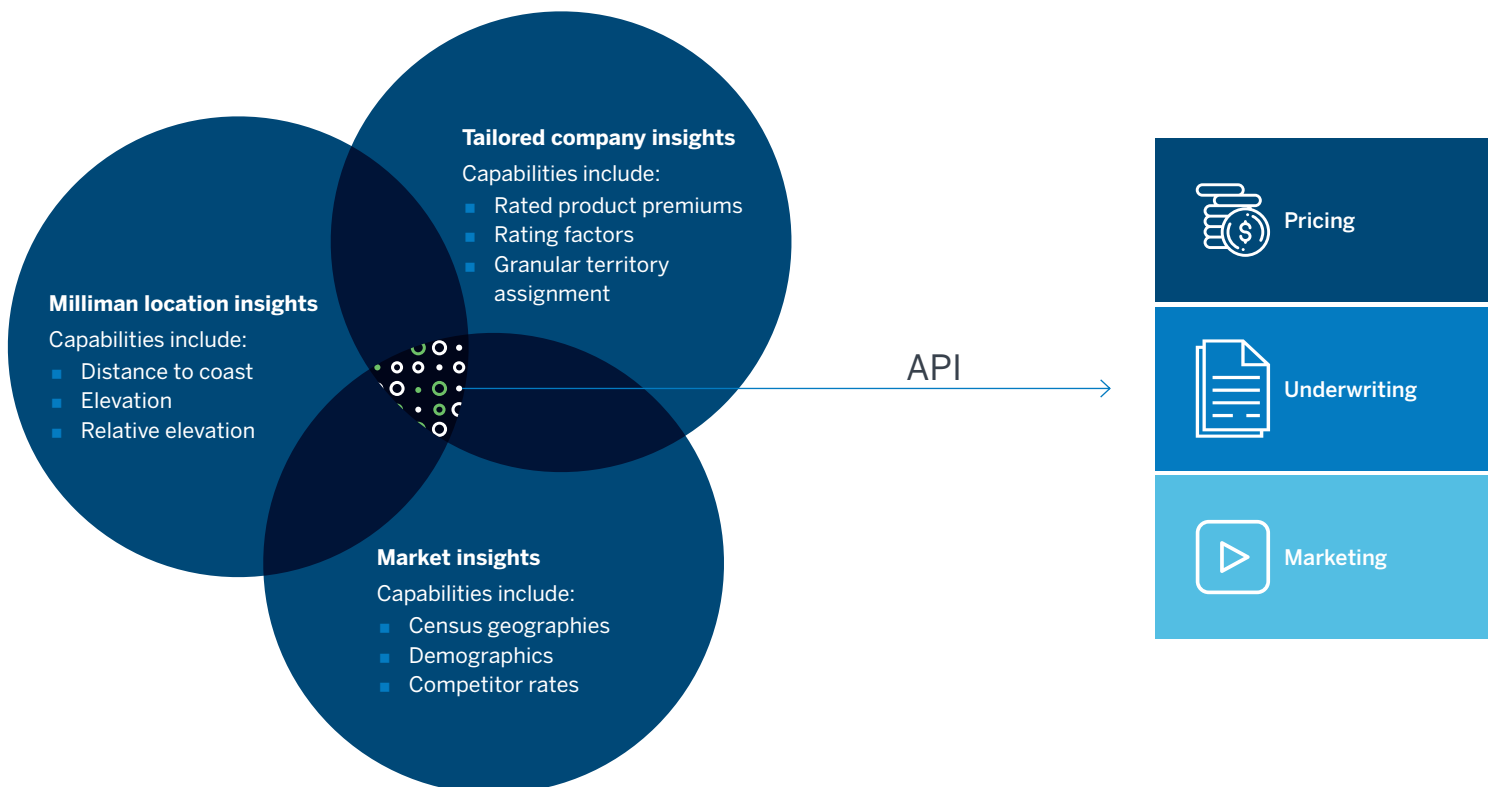


Critical issues



Prebuilt geospatial product

Milliman's **PinPoint** delivers relevant geographic rating insights to your system at the point of decision through a simple Application Programming Interface (API):



Key features

- Granularity and unique data drives more accurate rates
- Returns geographic insights customized to your rates and rules
- Complete solution through Milliman prebuilt content
- Runs behind-the-scenes 24/7
- Built for easy change of inputs and outputs
- Milliman geographic and actuarial experts ready to tailor and support

Milliman prebuilt solutions

Appleseed Pre-approved rates			
Bungalow Flood rating system	Pixel Competitive analysis system	PinPoint Accurate location API	AccuRate fleet Commercial auto telematics score
Market baskets Property risk data			Commercial auto risk data

Benefits



Strong rates
Fully utilizing geographic information

Speed, agility
Solution is ready to go with a team ready to tailor it

Low, certain costs
Compared to traditional vendors or building internally

Stay focused on your business
We deliver the full solution, freeing your time

Global reach, local expertise



Since our inception over 70 years ago, objectivity and professional excellence have been our hallmarks. As the nature of risk has evolved, so has the scope of our work. Today, we are helping clients address some of the world's most profound social and business challenges.

Why Milliman?

- We are the global market leader for actuarial consulting within the insurance industry, advising 44 of the top 50 insurers globally
- We bring deep expertise in delivering advanced predictive and machine learning solutions to help insurers grow profitably
- With over 80 products, we are a recognized leader in award-winning prebuilt insurance solutions that accelerate time to business value
- We bring local market presence, leveraging our in-depth knowledge of the insurance regulations and markets in which we operate
- We combine analytic excellence with a tailored approach in order to deliver the best solutions to fit our clients' unique risk appetites

Key contacts



Garrett Bradford
GIS Consultant
San Francisco, CA, US
garrett.bradford@milliman.com



James Barber
Director of Business Solutions
San Francisco, CA, US
james.barber@milliman.com